

## SAIL-M8GM12W-4-3.0V

**Weidmüller Interface GmbH & Co. KG**

Klingenbergstraße 26

D-32758 Detmold

Germany

[www.weidmueller.com](http://www.weidmueller.com)



Sensor/actuator cables are used for wiring sensors and actuators and for transmitting data or power in various applications. The moulded cable offers connected and tested connection of the plug-in connector to the cable ex-works. The cables may be exposed to a wide range of conditions, such as humidity, dust, heat, cold, shock or vibration.

Our developers have focused specifically on this issue and designed a host of different M8 and M12 sensor-actuator cables so you are bound to find the solution you need for your application.

Is there something you have not managed to find or you feel needs explanation? Talk to us!

### General ordering data

Version	Sensor/actuator line, Connecting line, M8 / M12, Number of poles : 4, 3 m, pin, straight - socket, 90&deg;, Shielded: No, LED: No, Sheath material: PVC, Halogen: Yes
Order No.	<a href="#">1938270300</a>
Type	SAIL-M8GM12W-4-3.0V
GTIN (EAN)	4032248612000
Qty.	1 pc(s).

Creation date March 26, 2021 10:30:20 AM CET

Catalogue status 12.03.2021 / We reserve the right to make technical changes.

**SAIL-M8GM12W-4-3.0V**

**Weidmüller Interface GmbH & Co. KG**  
 Klingenbergstraße 26  
 D-32758 Detmold  
 Germany

www.weidmueller.com

**Technical data****Dimensions and weights**

Net weight 100 g

**Environmental Product Compliance**

REACH SVHC Lead 7439-92-1

**Technical specifications for cable**

Cable length	3 m	
Colour coding	brown, white, blue, black	
Configurable cable length	No	
Core cross-section	0.25 mm <sup>2</sup>	
Halogen	Yes	
Housing main material	PUR	
Insulation	PVC	
Number of poles	4	
Number of poles	4	
Outer cladding in accordance with UL AWM style	2464 (80 °C / 300 V)	
Outer diameter	4.8 ± 0.2 mm	
Outside diameter	4.8 mm ± 0.2 mm	
Outside diameter	Diameter	4.8 mm
	Signs	±
	Tolerance	0.2 mm
Resistant to welding beads	No	
Sheath material	PVC	
Sheathing colour	black	
Shielded	No	
Suitable for cable carriers	No	
Temperature range, moving	-5...80 °C	
Temperature range, moving, max.	80 °C	
Temperature range, moving, min.	-5 °C	
Temperature range, stationary	-30...80 °C	
Temperature range, stationary, max.	80 °C	
Temperature range, stationary, min.	-30 °C	
Torsion resistance	0 °/m	

**General technical data**

Coding	M12 = A, M8 = none	Connection thread	M8 / M12
Contact surface	Gold-plated	Housing main material	PUR
Insulation strength	10 <sup>8</sup> Ω	LED	No
Plugging cycles	≥ 100	Pollution severity	3
Protection degree	IP65, IP66, IP67, IP68, when screwed in	Rated current	4 A
Rated voltage	30 V	Temperature range of housing	-25...+80 °C
Threaded ring material	Diecast zinc	Tightening torque	M8: 0.5 - 0.6 Nm, M12: 0.8 - 1.2 Nm
		Version	pin, straight - socket, 90&deg;
		jumpered	No

Creation date March 26, 2021 10:30:20 AM CET

Catalogue status 12.03.2021 / We reserve the right to make technical changes.

**SAIL-M8GM12W-4-3.0V****Weidmüller Interface GmbH & Co. KG**

Klingenbergstraße 26

D-32758 Detmold

Germany

www.weidmueller.com

**Technical data****Classifications**

ETIM 6.0	EC001855	ETIM 7.0	EC001855
ECLASS 9.0	27-06-03-11	ECLASS 9.1	27-06-03-11
ECLASS 10.0	27-06-03-11	ECLASS 11.0	27-06-03-11

**Approvals**

Approvals



ROHS	Conform
UL File Number Search	E307231

**Downloads**

Engineering Data	<a href="#">EPLAN, WSCAD</a>
Product Change Notification	<a href="#">DE - Technische Änderung zu M12 Gewinding mit 6-Kant</a> <a href="#">EN - Technical change to M12 nut with additional hexagonal mounting</a>

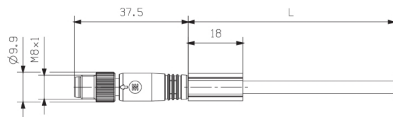
**SAIL-M8GM12W-4-3.0V**

**Weidmüller Interface GmbH & Co. KG**  
 Klingenbergstraße 26  
 D-32758 Detmold  
 Germany

www.weidmueller.com

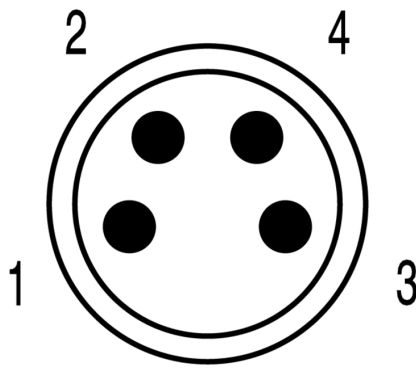
Drawings

Dimensioned drawing



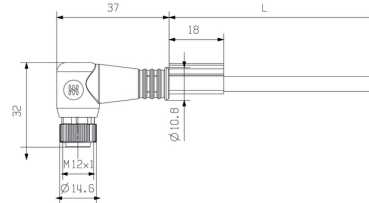
Male, straight

Pole scheme



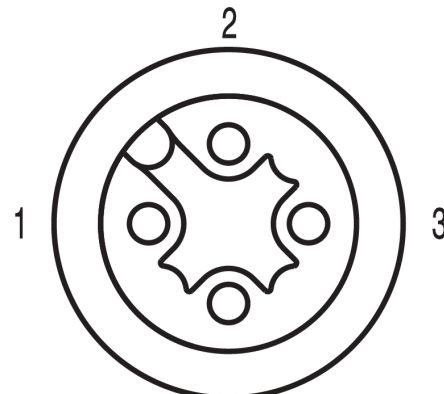
Male

Dimensioned drawing



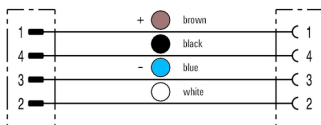
Angled socket

Pole scheme



Socket

Wiring diagram



The ideal tool: Screwty® with torque function



Light, securely screwed-in round plug-in connectors. Screwty set DM / VPE: 1 / Order No.: 1920000000 Adapters: M12, M12 F, M8, M8 F